

Romain Terra

unglazed porcelain tiles

Romain Terra, Size 75, Terra Planks, Terra Tones, Terra XXL

Product description Unglazed, rectified (except 6" x 6" VV/RM and 12" x 12"), porcelain floor tiles, manufactured in accordance with EN 14411 Bla and ASTM standards.

Sizes

6" x 6" (VV/RM) 12" x 12" 6" x 6" (V/RL) 12" x 24" 15" x 30" 18" x 18" 24" x 24" 24" x 48" 30" x 30" 36" x 36" 2" x 24", 4" x 24", 6" x 24" and 8" x 24" 8" x 48", 12" x 48" and 16" x 48"	}	between 1/8" and 3/16" (joint recommendation)
	}	1/16" to 1/8" (joint recommendation); when using multiple sizes in patterns, we recommend a 1/8" joint

Usage area Our frost proof floor tiles may be used in residential and commercial environments.

Technical data / conformity standards


Technical data	ASTM test	Requirements	Royal Mosa
Water absorption	C 373	≤ 0.5%	surface: < 0.05%; body: ≤ 0.3%
Abrasive wear	C 1243	< 175 mm ³	88 mm ³
Breaking strength	C 648	≥ 250 lbs	6" / 12" / 18": ≥ 766 lbs 24" / 30" / 36" / 48": ≥ 1036 lbs
Bond strength	C 482	≥ 50 psi	246 psi
Facial dimension (range)	C 499	+/- 0.5%	0.19%
Range of thickness	C 499	≤ 0.04 inch	0.016 < x < 0.019 inch
Actual thickness	C 499		6" (VV/RM): 0.28 inch = 9/32" 6" (V/RL) / 12" / 18": 0.40 inch = 13/32" 24" / 30": 0.47 inch = 15/32" 36" / 48": 0.51 inch = 16/32"
Warpage (calibrated) edge	C 485	+/- 0.75%	6" (VV/RM) / 12": -0.16% ≤ x ≤ 0.07%
Warpage (rectified) edge	C 485	+/- 0.4%	6" (V/RL) / 18" / 24" / 30" / 36" / 48": -0.12% ≤ x ≤ 0.02%
Warpage (calibrated) diagonal	C 485	+/- 0.5%	6" (VV/RM) / 12": -0.16% ≤ x ≤ 0.00%
Warpage (rectified) diagonal	C 485	+/- 0.4%	6" (V/RL) / 18" / 24" / 30" / 36" / 48": -0.14% ≤ x ≤ -0.02%
Wedging (calibrated)	C 502	+/- 0.5%	6" (VV/RM) / 12": -0.23% ≤ x ≤ 0.19%
Wedging (rectified)	C 502	+/- 0.25%	6" (V/RL) / 18" / 24" / 30" / 36" / 48": -0.14% ≤ x ≤ 0.16%
Freeze-thaw cycle	C 1026		frost proof
Mohs scale	C 1026		8
Modules of rupture	C 674	quartzite 2,000 psi	7,650 psi
Coefficient of friction	C 1028	≥ 0.6	V/VV: 0.89 (dry) / 0.77 (wet) RL: 0.94 (dry) / 0.80 (wet)

Our limited warranty Royal Mosa warrants that its first choice ceramic tiles are manufactured to ANSI-Standards A 137.1 and meet or exceed the requirements of the standard. Please consult the company's Terms and Conditions for Sale for complete product warranty details.


Recycled content Royal Mosa floor tiles are produced with an environmental friendly recycled content of minimum 20%. Colors do not contain lead particles hazardous to health or environment.

Maintenance Please consult our Cleaning and Maintenance leaflet.


Accessories




BP 12" x 3.8"
skirting




BP 18" x 3.8"
skirting




BP 24" x 3.8"
skirting



BP 36" x 3.8"
skirting



BP 48" x 3.8"
skirting



T 12" x 12"
stair-tread (straight edge)

Like any material, Royal Mosa's ceramic tiles can become slippery when wet. Care should be taken to keep the surface dry at all times. Our tiles should be installed in accordance with the current application guides of the Tile Council of America and/or American National Standards Institute guides and standards. Errors and omissions excepted.

This technical product sheet replaces all previous versions. For the most actual version see www.mosa.nl.



Royal Mosa
Meerssenerweg 358
P.O. Box 1026
NL-6201 BA Maastricht
T +31 (0)43 368 92 29
F +31 (0)43 368 93 56
usa@mosa.nl
www.mosa.nl



Mosa Tiles have been certified Silver by MBDC/EPEA, for their material content, recyclability and manufacturing characteristics.